


# Covid-19 update

5 **Health & Wellbeing Board 23/03/21**



**Brighton & Hove  
City Council**

# Summary

---

Symptom free testing has expanded across the City:

- 4,000 tests per day - 70% are in schools, as they have fully reopened
- This is picking up more asymptomatic cases - enabling them to self-isolate and break the chain of transmission.

Following the week with the lowest case rate for 5 months, in the most recent week there was a small increase in cases, accounted for by positive results following the expansion of LFD testing

It is vital to note that every stage of the Government's roadmap will introduce social mixing and potentially increases risk – highlighting the importance of social distancing and following remaining restrictions.

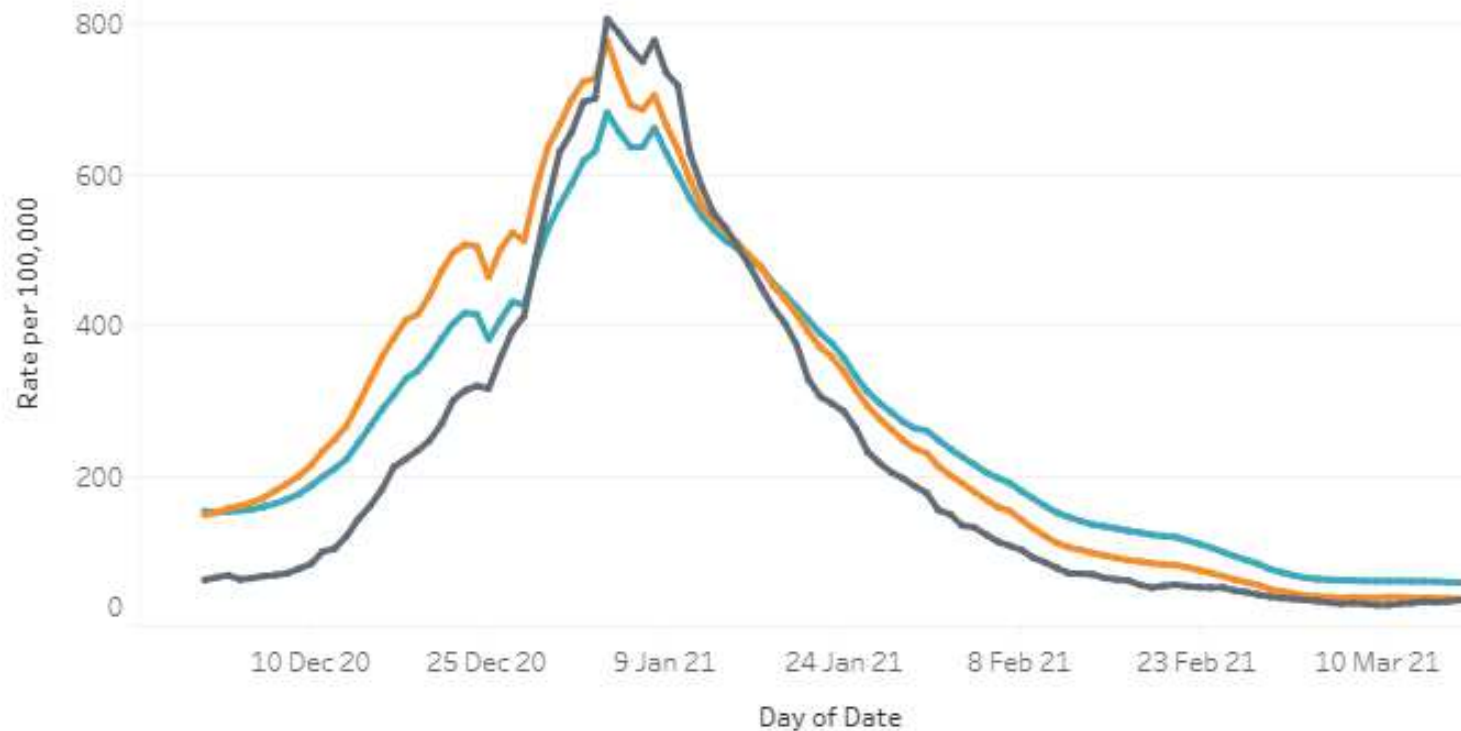
The number of cases in residents aged 60+ remains low and the number of hospital inpatients is continuing to fall – positive impact of vaccination

Following the peak in January, the number of deaths (Covid and all causes) has fallen.

# Confirmed all age case rate



COVID-19 rates per 100,000 people by seven day period in Brighton & Hove, the South East and England



Key  
 Brighton and Ho...  
 South East  
 England

Confirmed COVID-19 cases per 100,000 in Brighton & Hove in 7 days up to 17 March 2021: 33.3

- Week to 10<sup>th</sup> March - rate of 26.8 per 100,000, the lowest since September 2020
- Week to 17<sup>th</sup> March - 33.3 cases per 100,000, an increase of 24% from a very low baseline
- Brighton & Hove below the equivalent rates in:
  - England (56.8 per 100,000)
  - South East (35.3 per 100,000).

ed 22.03.21

Source: <https://www.brighton-hove.gov.uk/covid-19-key-statistics-brighton-hove/confirmed-case-rate-trend>



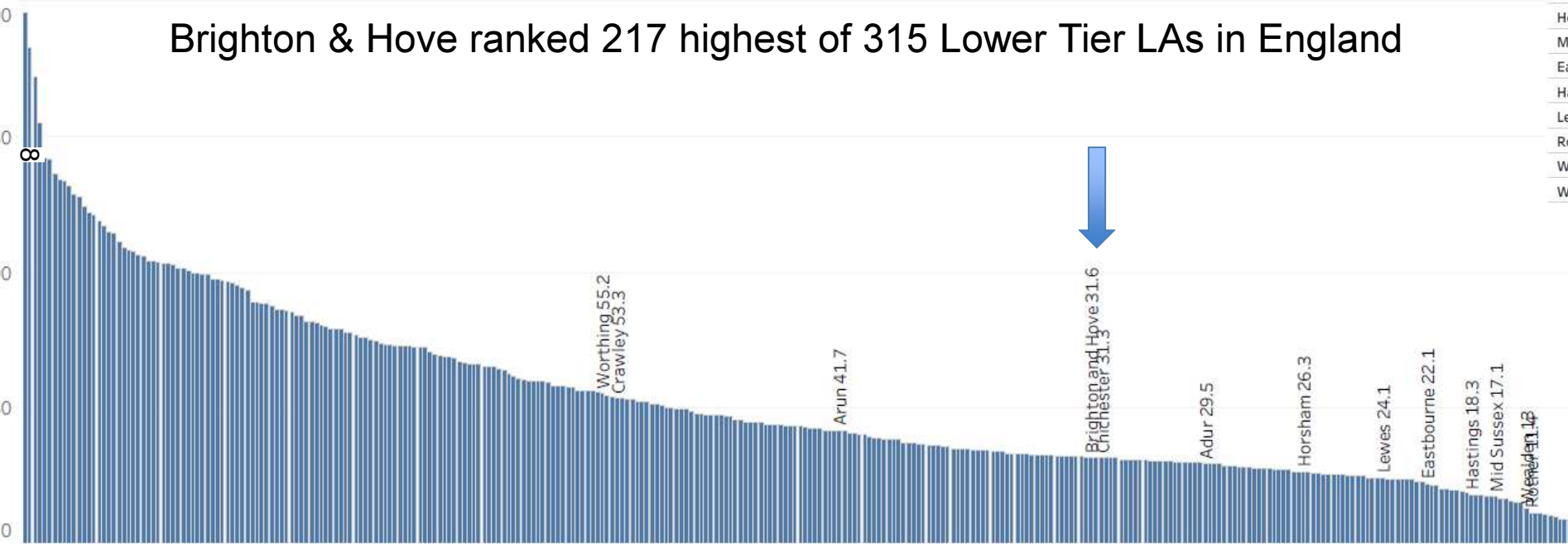
# Case rates: national comparison

## Rate of confirmed cases per 100,000 population – 7 days to 16<sup>th</sup> of March

Case rates are calculated weekly and shown for the week ending March 16, 2021.  
 Case rates for the ranking are calculated once per week these do not directly  
 match the rates presented on the Incidence rates page.

Ltla	Tier	Rate
Brighton and Hove	Stay at Home	31.6
Adur	Stay at Home	29.5
Arun	Stay at Home	41.7
Chichester	Stay at Home	31.3
Crawley	Stay at Home	53.3
Horsham	Stay at Home	26.3
Mid Sussex	Stay at Home	17.1
Eastbourne	Stay at Home	22.1
Hastings	Stay at Home	18.3
Lewes	Stay at Home	24.1
Rother	Stay at Home	14.8
Wealden	Stay at Home	17.1
Worthing	Stay at Home	55.2

Brighton & Hove ranked 217 highest of 315 Lower Tier LAs in England

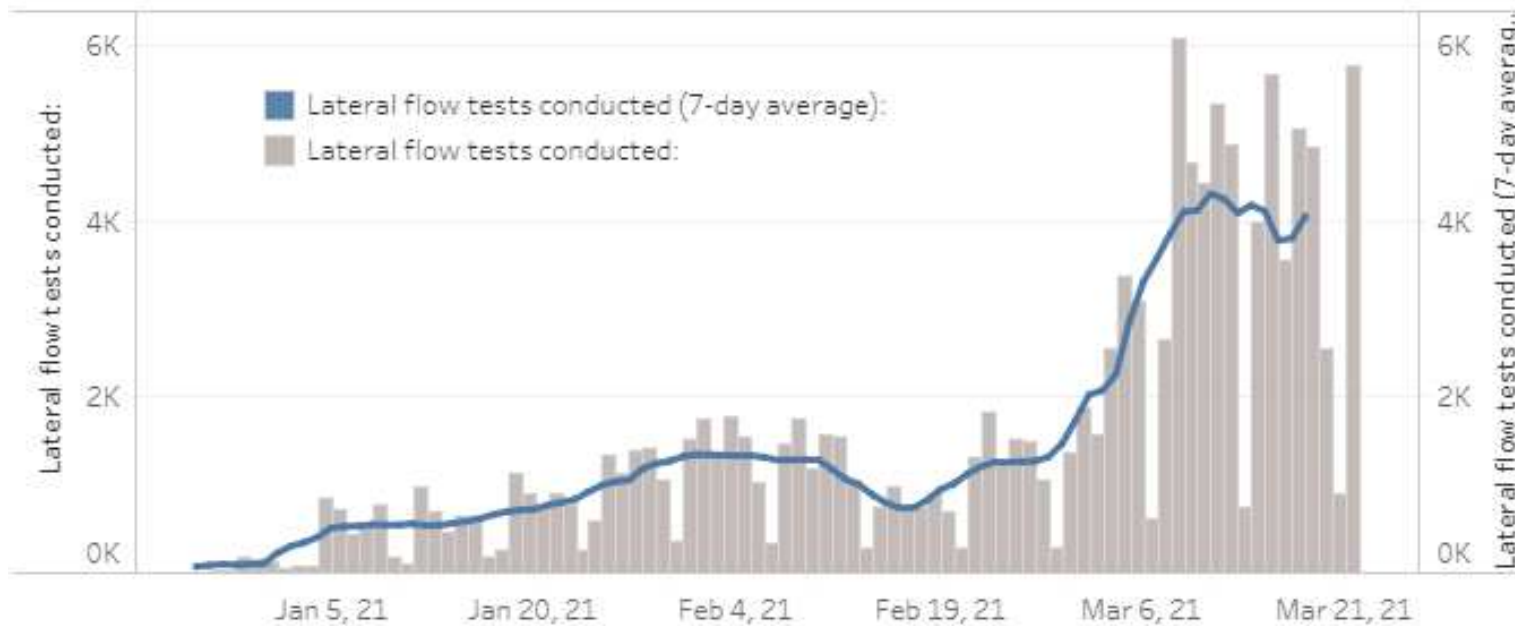


dated 22.03.21

# Symptom free Lateral Flow Device tests



Lateral flow device tests conducted



Individuals receiving a Lateral Flow Device Test in Brighton & Hove on March 21, 2021:  
5,765

7-Days average of individuals receiving a Lateral Flow Device Test in Brighton & Hove on March 18, 2021:  
4,049

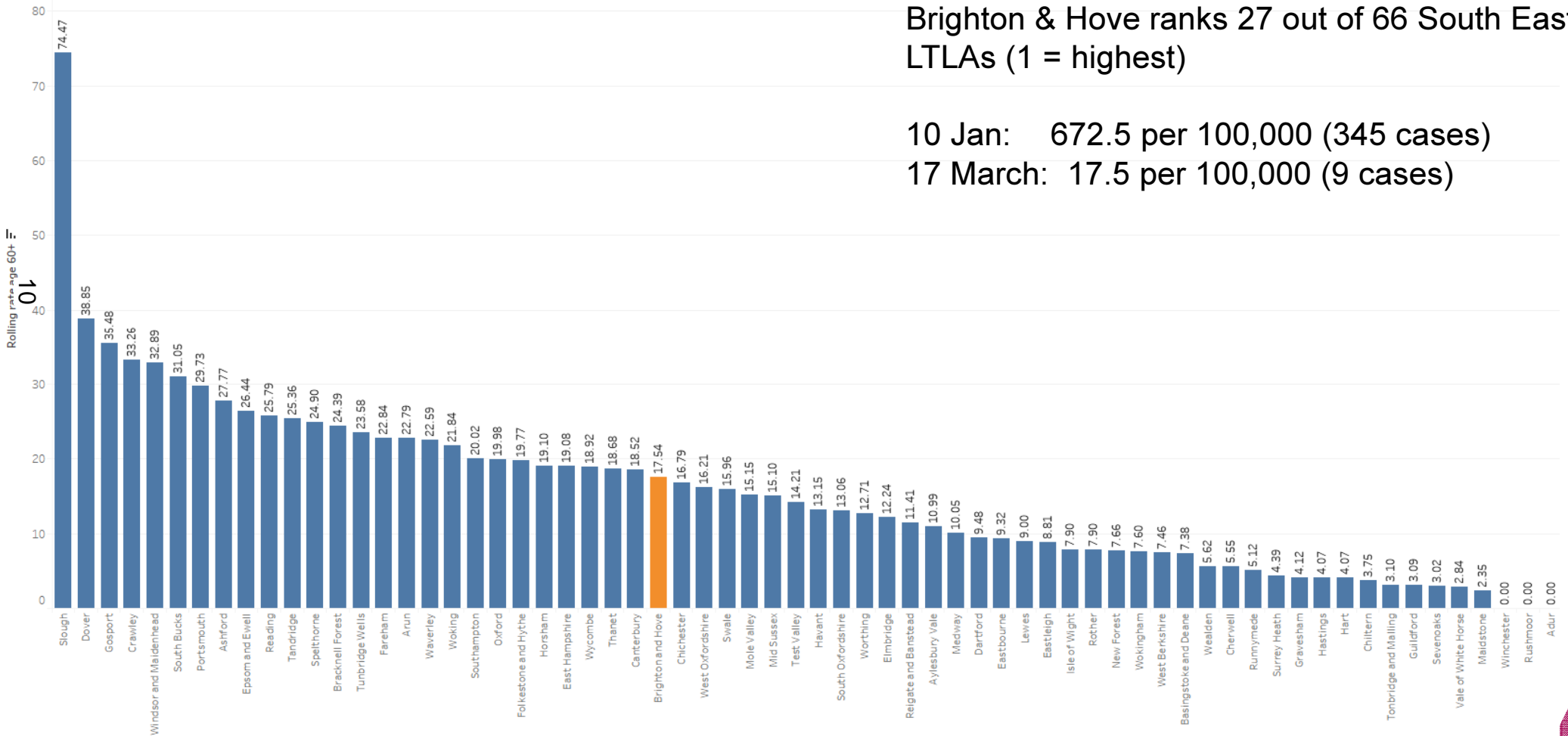
- 70% of the LFD tests conducted in the last fortnight in Brighton & Hove were conducted in schools
- Positive results from LFDs mean that an increasing % of local cases are asymptomatic

Updated 22.03.21



# Case rate in aged 60 and over

60+ case rate per 100,000 people, Lower Tier LAs in South East, 7 day period to 17/03/2021



Brighton & Hove ranks 27 out of 66 South East LTLAs (1 = highest)

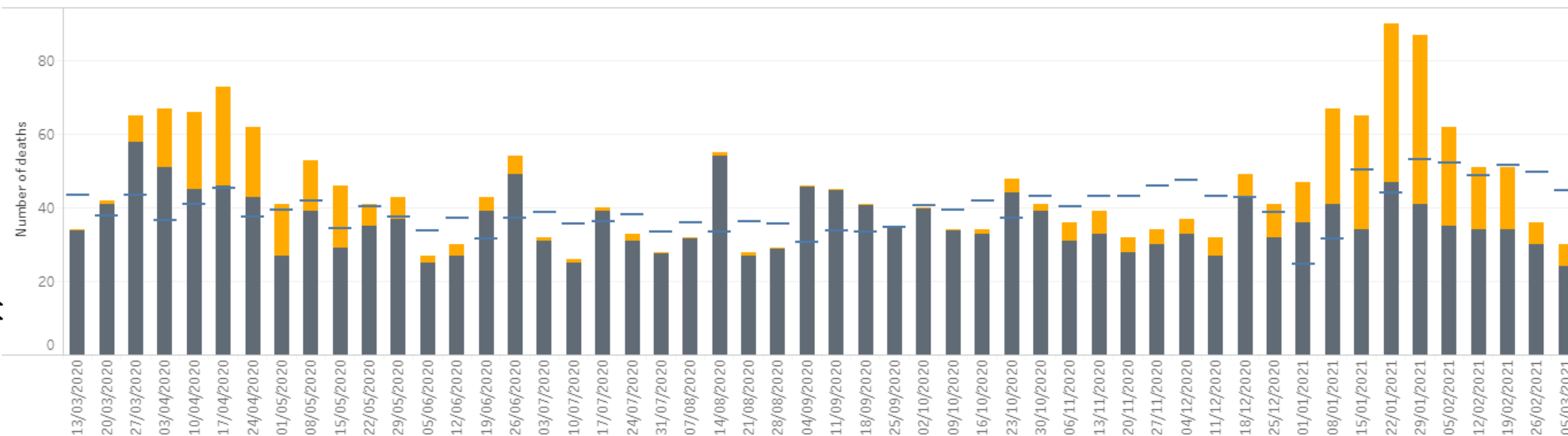
10 Jan: 672.5 per 100,000 (345 cases)

17 March: 17.5 per 100,000 (9 cases)

# Deaths



Deaths in Brighton & Hove in 2020-2021



11


**Legend**

- Covid deaths in week
- Non-Covid deaths in week
- 5-Year Average (2015-19)

Number of deaths recorded in 2020-2021, up to 05 March 2021, with mention of COVID-19 on the death certificate:  
449

Number of deaths recorded in the week up to 05 March 2021, with mention of COVID-19 on the death certificate:  
6

Deaths shown occurred up to 05 March 2021 and were registered up to 13 March 2021.



# Summary (repeat)

---

Symptom free testing has expanded across the City:

- 4,000 tests per day - 70% are in schools, as they have fully reopened
- This is picking up more asymptomatic cases - enabling them to self-isolate and break the chain of transmission.

Following the week with the lowest case rate in 5 months, in the last week there has been a small increase in cases, accounted for by positive LFD test results

It is vital to note that every stage of the Government's roadmap introduces increased social mixing and potentially increases risk – highlighting the importance of continued social distancing and following remaining restrictions.

The number of cases in residents aged 60+ remains low and the number of hospital inpatients is continuing to fall – positive impact of vaccination

Following the peak in January, the number of deaths (Covid and all causes) has fallen.



# NHS Update including vaccination

---



# Refreshed Local Outbreak Plan

---

Local Authorities are required to have Local Outbreak Plans for responding to Covid as part of their existing duty for protecting the health of their population.

Our original plan was published 30 June 2020

<https://www.brighton-hove.gov.uk/local-covid-19-outbreak-plan>

New guidance was published in 1 March 2021

- Plans should be based on tried and tested practice of breaking chains of transmission and preventing and containing outbreaks.
- 141 Plans should address developments including
  - Responding to Variants of Concern
  - Action on any enduring transmission
  - Reflect new and developing LA roles around contact tracing, in partnership with PHE
  - Ongoing role of non-pharmaceutical interventions to prevent cases and reduce transmission
  - Interface with vaccines roll out, including local action on disparities
  - Activities to enable “living with COVID” – (COVID secure)

Refreshed document to be agreed at Health Protection Board on 6 April and Local Outbreak Engagement Board on 9 April. For information Health & Wellbeing Board in June.

# Key themes in the refreshed Local Outbreak Plan

## Infection Prevention & Control

Prevention and outbreak management  
Response to Variants of Concern (may include additional community testing)

## Test, Trace and Isolate

Clear symptomatic & symptom-free testing strategy  
Timely and effective contact tracing by NHS Test & Trace and Local Tracing Partnership  
•Support to self isolate

## Protecting Brighton & Hove from Covid-19

## Non Pharmaceutical Interventions (NPIs)

- From guidance to regulations e.g. social distancing, masks, restrictions in line with national roadmap
- Supporting application including reopening the City: engage, educate, encourage, enforce

## Vaccination

Engagement and communication with residents to promote vaccine confidence  
Achieving high uptake and equity across different groups

“Combination prevention approach led by data and surveillance

### Principles

- Collaborative leadership Partnership
- Working with communities (“with” not “to”)
- Consistent communication
- Addressing disparity and supporting the vulnerable

A strong emphasis on place

- visitor destination, health care sector, Universities, housing.

